













The following stitches are used in **Workbook 1: Basic Operation**. The chart gives the stitch number for each model (-- indicates that the stitch is not available).

		8 Series	7 Series				5 Series				3 Series		2 Series	1000 Series	Bernette					
Stitch		880	790	770 QE	740	580	570 QE	560	530	350 PE	330	215	1008	London 3	London 5	London 7	London 8	Seville 4*	Chicago 5 & 7	
	Basting	21	21	21	30	21	30	30	30	21	--	--	--	--	--	--	--	--	--	
	Blindstitch	9	9	9	9	9	9	9	9	7	7	5	3	6	13	7	7	7	9	
	Button Sew-On	60	60	60	60	60	60	60	60	12	11	--	--	--	--	--	--	--	A97	
	Quilter's Securing	1324	1324	1324	1324	1324	1324	1324	1324	75	--	--	--	--	--	--	--	--	--	
	Securing	5	5	5	5	5	5	5	5	5	5	--	--	--	--	--	--	--	--	
	Standard Buttonhole	51	51	51	51	51	51	51	51	0	0	11	dial	dial	1	10	10	dial	0	
	Straight	1	1	1	1	1	1	1	1	1	1	1	1	1&2	2	1&2	1&2	1&2	1&2	
	Stretch	11	11	11	11	11	11	11	11	9	9	--	--	--	16	9	9	5	4	
	Triple Straight	6	6	6	6	6	6	6	6	6	6	4	5	11&12	17	3	3	--	3	
	Universal	15	15	15	15	15	15	15	15	17	14	--	4	8	6	14	14	--	--	
	Vari-Overlock	3	3	3	3	3	3	3	3	3	3	--	3	7	5	8	8	6	8	
	Zigzag	2	2	2	2	2	2	2	2	2	2	2	2	3	3	4	4	3	5	

\* The stitches on bernette model Seville 4 (formerly 46) are not numbered on the machine but are indicated on the chart in the order they appear on the front of the machine.

The following features and functions are used in Workbook 1: Basic Operation.

	8 Series	7 Series			5 Series				3 Series		2 Series	1000 Series	bernette					
Feature / Function	880	790	770 QE	740	580	750 QE	560	530	350 PE	330	215	1008	London 3	London 5	London 7	London 8	Seville 4	Chicago 5 & 6
Automatic Needle Threader	yes	yes	yes	yes	yes	yes	yes	yes	yes	yes	yes	no	yes	yes	yes	yes	no	yes
Automatic One-Step Buttonhole	yes	yes	yes	yes	yes	yes	yes	yes	yes	yes	no	no	no	yes	yes	yes	no	yes
Feed Dog Up/Down	yes	yes	yes	yes	yes	yes	yes	yes	yes	yes	yes	yes	cover	yes	yes	yes	cover	yes
Free Hand System	yes	yes	yes	yes	yes	yes	yes	yes	opt	opt	no	no	no	no	no	no	no	no
Hopper Mechanism	yes	yes	yes	yes	yes	yes	yes	yes	yes	yes	yes	yes	no	no	no	no	no	no
Maximum Stitch Width	9 mm	9 mm	9 mm	9 mm	9 mm	5.5mm	9 mm	5.5 mm	5.5 mm	5.5 mm	5.5 mm	5.5 mm	5 mm	5 mm	7 mm	7 mm	5 mm	7 mm
Needle Positions	11	11	11	11	11	11	11	11	9	9	9	5	2	3	5	5	2	5
Needle Stop Up/Down	yes	yes	yes	yes	yes	yes	yes	yes	yes	yes	yes	no	no	no	yes	yes	no	yes
On-screen Buttonhole Measuring	yes	yes	yes	yes	yes	yes	yes	no	no	no	no	no	no	no	no	no	no	no
Presser Foot Pressure	yes	yes	yes	yes	yes	yes	yes	yes	yes	yes	no	no	yes	yes	yes	yes	yes	yes
Slide-on Table or Snap-on Box	yes	yes	yes	yes	yes	yes	yes	yes	yes	opt	yes	yes	yes	yes	yes	yes	yes	yes

The presser feet listed below are included with the purchase of each model as indicated on the chart (-- indicates that the presser foot is not included but may be available as an optional accessory). The BERNINA name and numbers are listed and if the bernette has a corresponding presser foot, it is indicated by the letter stamped on the top of the sole. If the bernette foot does not have a letter, it is indicated by an "X". The highlighted feet have snap-on soles. *Note: This chart shows only a partial listing of optional presser feet available. See your local BERNINA dealer for a complete listing of BERNINA and bernette specialty accessories.*

Presser Feet	8 Series	7 Series			5 Series				3 Series		2 Series	1000 Series	bernette					
	880	790	770 QE	740	580	570 QE	560	530	350 PE	330	215	1008	London 3	London 5	London 7	London 8	Seville 4	Chicago 5 & 7
Reverse Pattern Foot #1/1C/1D	1C, 1D	1C, 1D	1C, 1D	1C, 1D	1C	1	1C	1	1	1	1	1	J	J	T	T	X	T
Overlock Foot #2/2A	2A	2A	--	--	2A	--	2A	2	--	2	2	2	opt	G	E	E	--	E
Standard Buttonhole Foot #3/3C	3C	--	--	--	--			--	--	--	3	3	B				X	
Auto Buttonhole Foot #3A	3A	3A	3A	3A	3A	3A	3A	3A	3A	3A	--			D	D	D		D
Zipper Foot #4/4D	4D	4D	4D	4D	4	4	4	4	4	4	4	4	I	I	opt	I	X	I
Blind Hem Foot #5	5	5	--	--	5	5	5	5	5	5	5	5	opt	opt	F	F	--	F
Jeans Foot #8/8D	--	8D	--	--	8	--	--	--	--	--	--	--	--	--	--	--	--	--
Darning Foot #9	--	--	--	--	--	--	--	--	--	--	--	--	opt	opt	opt	X	--	X
Button Sew-On Foot #18	18	--	--	--	--	--	--	--	--	--	--	--	X	X	X	X	X	H
Open Embroidery Foot #20/20C/20D	20C	20C	20C	20C	20C	20	20C	--	20	--	--	--	opt*	X*	A*	A*	--	A*
Embroidery Foot #26	26	26	26 w/emb	--	26	26 w/emb	26 w/emb	--	--	--	--	--	--	--	--	--	--	X
Patchwork Foot #37/37D or #97/97D	--	--	97D	--	--	37	--	--	37	--	--	--	--	--	--	--	--	--
Sideways Motion Foot #40C	40C	40C				--												
BERNINA Stitch Regulator #42	42	42	42	--	42	42	--	--										
Walking Foot #50	--	--	--	--	--		--	--	50	--	--	--	--	--	--	--	--	--

\* satin stitch foot—no open toe